



Fish Pool  
part of Oslo Børs ASA

# FISH POOL PRICE STATUS 20.07.2022

## Fresh Salmon 3-6 kg FCA Oslo

### Fish Pool Index™ - Spot market prices and export volume

www.fishpool.eu

Fish Pool index:

Export volume from Norway is registered weekly by Statistics Norway. Fish Pool Price Status Report presents export volume of fresh, gutted salmon all sizes, both head on and head off (not fillets or frozen export).

The forward price reflects the expectations of market participants for the next 24 months. The trend illustrates the development in prices during the past week. The forward prices are indications and for information purposes only.

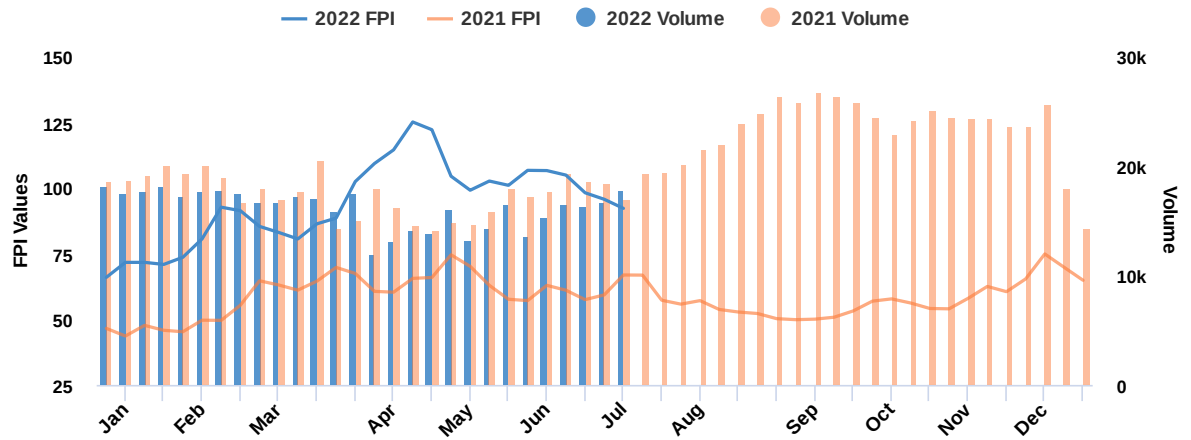
The EURNOK Currency rates for the coming months/ quarters/years are approximately the average actual rates you will get when buying/selling EURNOK for these future periods in your bank today. For more information please visit our homepage [www.fishpool.eu](http://www.fishpool.eu).

Editor: Søren Martens

+47 55 70 67 00

soren@fishpool.eu

If you do not want to receive this newsletter, please notify the editor by e-mail.



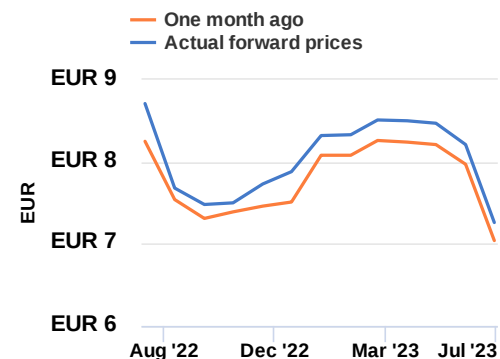
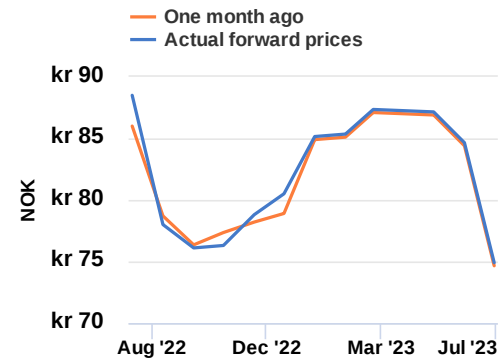
Week	FPI in NOK	FPI in EUR	NOK/Euro	Fresh HOG export volume	
				Export this year	Export last year
28	92,11	8,97	10,27	17 935	17 066
27	95,56	9,29	10,28	16 656	18 410
26	98,04	9,47	10,35	16 407	18 688
25	104,76	10,04	10,43	16 619	19 385
24	106,48	10,24	10,40	15 317	17 738

#### Fish Pool comments

The export volume for week 28 was up 1279 tonnes (+8%) compared to last week and up 869 tonnes (+5%) compared to the comparable week last year. This is the first time since May that the weekly export volume exceeds weekly volume last year.

#### Fish Pool Forward prices

Period	NOK/kg	Trend	EUR/kg	NOK/EUR
Jul-22	88,50	↓	8,71	10,16
Aug-22	78,00	↓	7,68	10,16
Sep-22	76,10	↓	7,48	10,17
Oct-22	76,30	↓	7,50	10,18
Nov-22	78,80	↓	7,73	10,19
Q3-22	80,87	↓	7,96	10,16
Q4-22	78,53	↓	7,71	10,19
Q1-23	85,95	→	8,39	10,24
Q2-23	86,35	→	8,39	10,29
Q3+Q4-22	79,70	↓	7,83	10,18
Q1+Q2-23	86,15	→	8,39	10,27
Q3+Q4-23	74,35	→	7,17	10,37
Y2023	80,25	→	7,78	10,32
Y2024	71,70	↑	6,80	10,54



#### Fish Pool comments

Aug22 - Nov22 was traded at 78,00, current seller at same price. Oct-22 was traded at 76,50, current seller at same price. Nov22 firm seller at 79,00. Sep22-Oct22 firm seller at 77,50. Q3+Q4-22 firm buyer at 77,50.