



Fish Pool
part of Oslo Børs ASA

FISH POOL PRICE STATUS 21.07.2021

Fresh Salmon 3-6 kg FCA Oslo

Fish Pool Index™ - Spot market prices and export volume

www.fishpool.eu

Fish Pool index:

Export volume from Norway is registered weekly by Statistics Norway. Fish Pool Price Status Report presents export volume of fresh, gutted salmon all sizes, both head on and head off (not fillets or frozen export).

The forward price reflects the expectations of market participants for the next 24 months. The trend illustrates the development in prices during the past week. The forward prices are indications and for information purposes only.

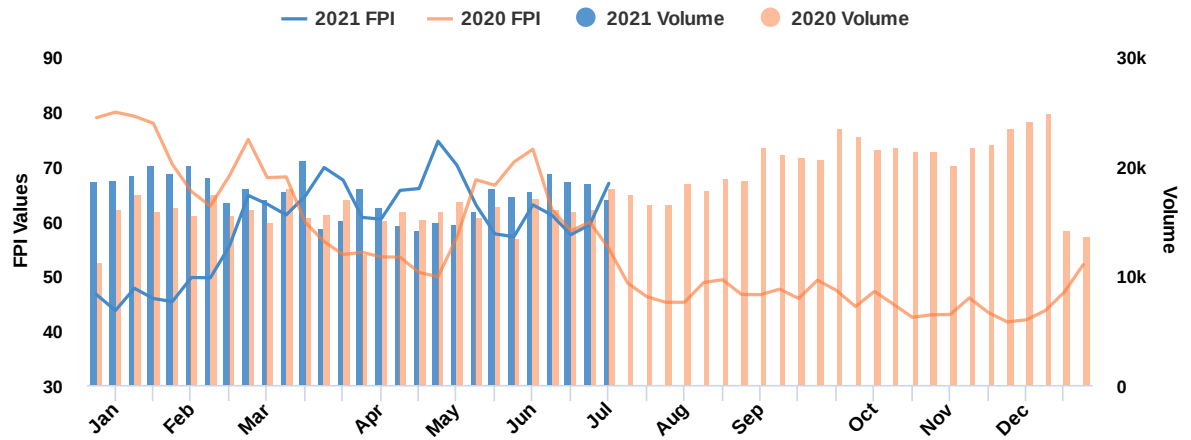
The EURNOK Currency rates for the coming months/ quarters/years are approximately the average actual rates you will get when buying/selling EURNOK for these future periods in your bank today. For more information please visit our homepage www.fishpool.eu.

Editor: Søren Martens

+47 55 70 67 00

soren@fishpool.eu

If you do not want to receive this newsletter, please notify the editor by e-mail.



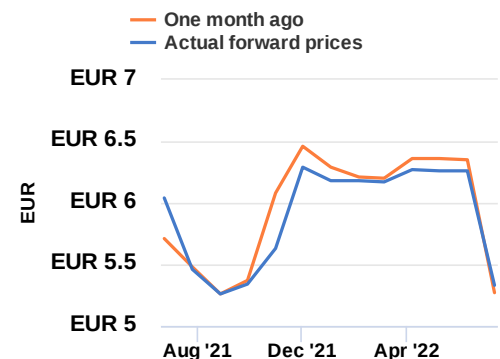
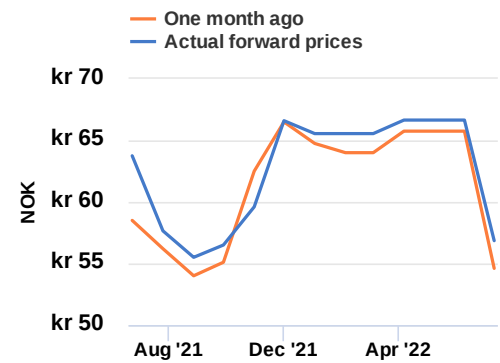
| Week | FPI in NOK | FPI in EUR | NOK/Euro | Fresh export volume | |
|------|------------|------------|----------|---------------------|------------------|
| | | | | Export this year | Export last year |
| 28 | 66,79 | 6,45 | 10,35 | 17 066 | 18 090 |
| 27 | 59,23 | 5,76 | 10,28 | 18 410 | 16 147 |
| 26 | 57,41 | 5,63 | 10,20 | 18 688 | 15 888 |
| 25 | 60,99 | 5,98 | 10,19 | 19 385 | 16 081 |
| 24 | 62,85 | 6,19 | 10,15 | 17 738 | 17 174 |

Fish Pool comments

The export volume for week 28 was down 1344 tonnes (-7,3%) compared to last week. Compared to similar week last year, the export volume was down 1024 tonnes (-5,6%).

Fish Pool Forward prices

| Period | NOK/kg | Trend | EUR/kg | NOK/EUR |
|----------|--------|-------|--------|---------|
| Jul-21 | 63,75 | ↑ | 6,04 | 10,56 |
| Aug-21 | 57,65 | ↑ | 5,46 | 10,56 |
| Sep-21 | 55,50 | ↑ | 5,26 | 10,56 |
| Oct-21 | 56,50 | ↑ | 5,34 | 10,58 |
| Nov-21 | 59,60 | ↓ | 5,63 | 10,58 |
| Q3-21 | 58,97 | ↑ | 5,58 | 10,56 |
| Q4-21 | 60,90 | ↓ | 5,76 | 10,58 |
| Q1-22 | 65,55 | ↑ | 6,18 | 10,61 |
| Q2-22 | 66,65 | ↑ | 6,26 | 10,64 |
| Q3+Q4-21 | 59,93 | ↑ | 5,67 | 10,57 |
| Q1+Q2-22 | 66,10 | ↑ | 6,22 | 10,63 |
| Q3+Q4-22 | 58,90 | ↑ | 5,51 | 10,69 |
| Y2022 | 62,50 | ↑ | 5,86 | 10,66 |
| Y2023 | 58,75 | → | 5,41 | 10,85 |



Fish Pool comments

FY2022 was traded several times at 62,50, current seller at 62,75. Aug21-Oct21 was traded at 56,50, current buyer 56,25. Aug21-Nov21 was traded at 57,25, current seller at 57,90. Sept21-Nov21 seller at 57,50.